

FOR LEASE

Baltimore City, Maryland

WAREHOUSE / STORAGE YARD

1600 RIDGELY STREET | BALTIMORE, MARYLAND, 21230

AVAILABLE: 25,108 SF TOTAL ±

- ▶ Building 3 - 11,200 sf ±
- ▶ Building 4 - 13,908 sf ±

ZONING

I-2 (Industrial)

LOADING

6 Drive-Ins

CEILING HEIGHT

18'-0" - 24'-0" ±

DRIVE-IN HEIGHT

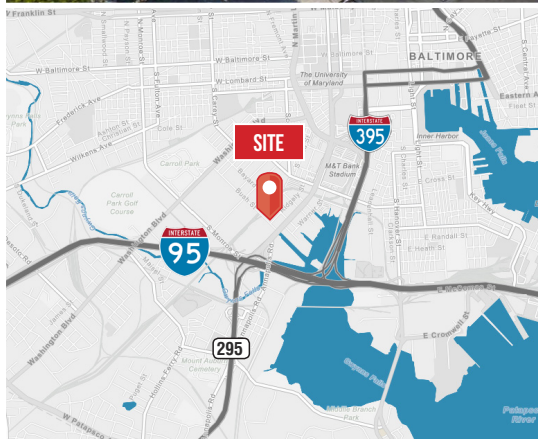
15'-0" - 20'-0" ±

RENTAL RATE

Negotiable

HIGHLIGHTS

- ▶ Heavy power
- ▶ Outside storage (paved, fenced and lit)
- ▶ LED motion detector lighting
- ▶ Easy access to I-95 and I-695



FOR LEASE

Baltimore City, Maryland

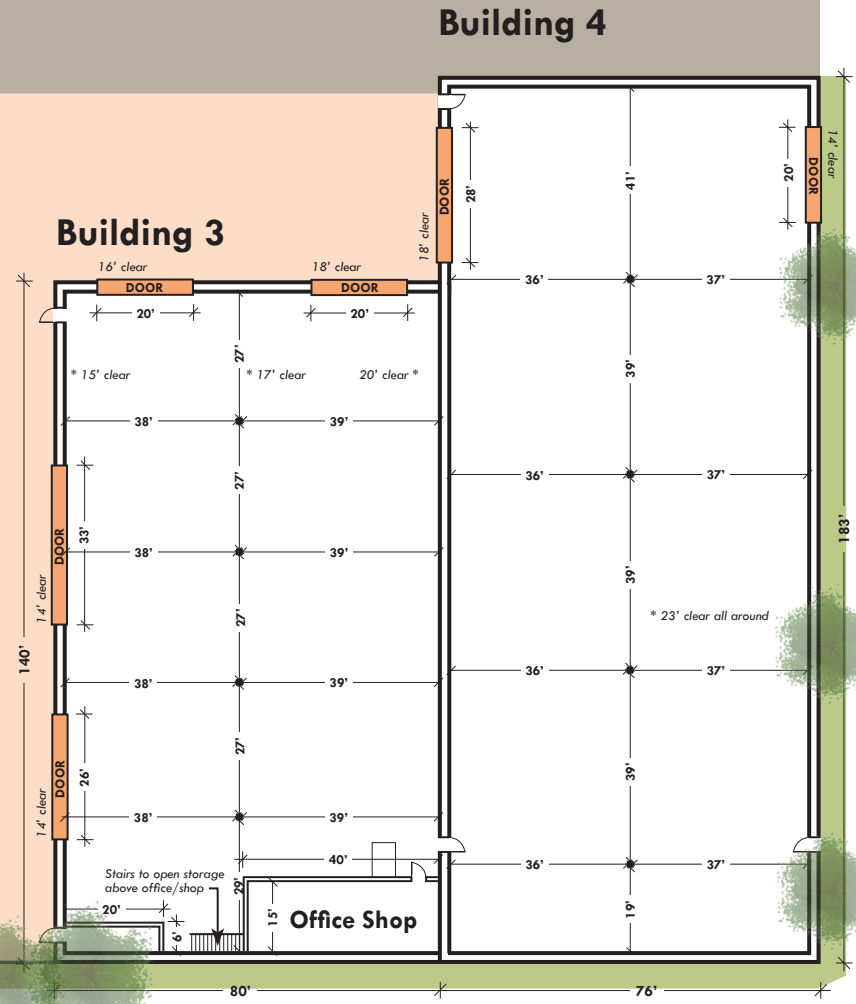
SITE PLAN

1600 RIDGELY STREET | BALTIMORE, MARYLAND, 21230



No warranty or representation, expressed or implied, is made as to the accuracy of the information contained herein, and same is submitted subject to errors, omissions, change of price, rental or other conditions, withdrawal without notice, and to any specific listing conditions imposed by our principals.

Storage
.68 Acres ±



Bush St

Bush St

Ridgely St

FOR LEASE

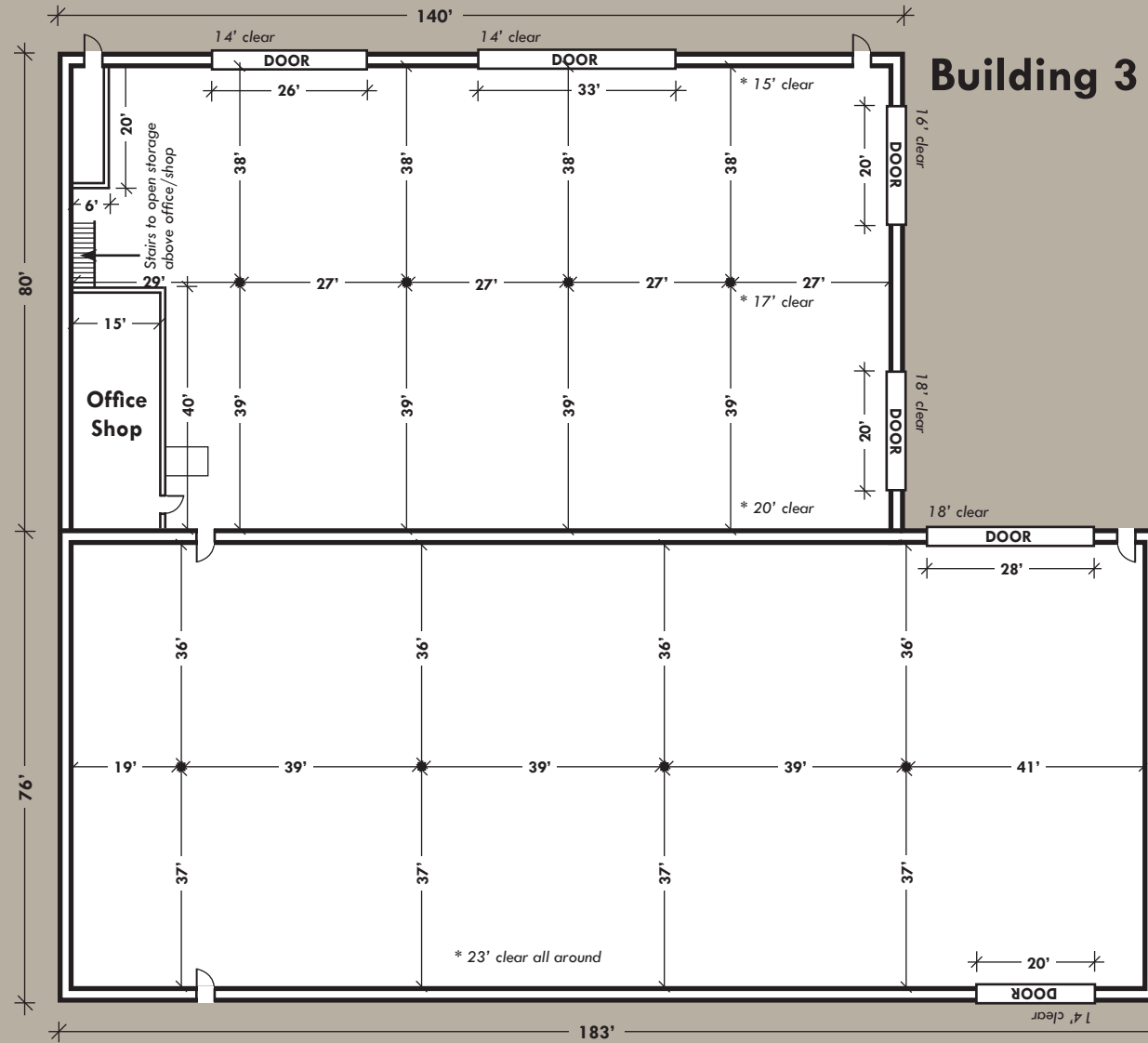
Baltimore City, Maryland

FLOOR PLANS

1600 RIDGELY STREET | BALTIMORE, MARYLAND, 21230

No warranty or representation, expressed or implied, is made as to the accuracy of the information contained herein, and same is submitted subject to errors, omissions, change of price, rental or other conditions, withdrawal without notice, and to any specific listing conditions imposed by our principals.

Bush St



Building 4



Ridgely St

Ridgely St